








# Flying Home

Use this diagram to label your half yard cuts for the Flying Home pattern from AQSblog.com

<b>A</b> 	<b>B</b> 
<b>C</b> 	<b>D</b> 
<b>E</b> 	<b>F</b> 
<b>G</b> 	<b>H</b> 