

# Get Ready

---

---

---

---

---

---

---

---

---

---

---

---

---

---

---

---

---

---

---

---

---

---

---

---

---

---

---

---

---

---

# Get Ready

---

---

---

---

---

---

---

---

---

---

---

---

---

---

---

---

---

---

---

---

---

---

---

---

---


---

---

---

---

---



Notes \_\_\_\_\_

---

---


---



# Gather Together



# Gather Together



---

---

---

---

---

---

---

---

---

---

---

---

---

---

---

---

---

---

---

---

---

---

---

---

---

---

---

---

---

---

---

---

---

---

---

---

---

---

---

---

---

---

---

---

---

---

---

---


Notes

---

---

---

# Gather Together

A vertical border of autumn leaves in shades of yellow, orange, and red runs down the left side of the page. The leaves include various shapes like maple leaves and smaller sprigs.

---

---

---

---

---

---

---

---

---

---

---

---

---

---

---

---

---

---

---


---

---

---

---

# Gather Together

A vertical border of autumn leaves in shades of yellow, orange, and red runs down the right side of the page. The leaves include various shapes like maple leaves and smaller sprigs.

---

---

---

---

---

---

---

---

---

---

---

---

---

---

---

---

---

---

---

---

---

---

---

Notes

---

---

---

The title "Holiday Planning" is written in a red, cursive-style font. It is enclosed in a decorative border made of alternating red and green diamond shapes. Below the title are 20 horizontal black lines for writing.The title "Holiday Planning" is written in a red, cursive-style font. It is enclosed in a decorative border made of alternating red and green diamond shapes. Below the title are 20 horizontal black lines for writing.

Notes \_\_\_\_\_  
\_\_\_\_\_  
\_\_\_\_\_



# *Gift Giving*

Names																
Gifts																

# October

<i>Sunday</i>	<i>Monday</i>	<i>Tuesday</i>	<i>Wednesday</i>
	1	2	3
7	8	9	10
14	15	16	17
21	22	23	24
28	29	30	31



# 2018

<i>Thursday</i>	<i>Friday</i>	<i>Saturday</i>	<i>Notes</i>
4	5	6	
11	12	13	
18	19	20	
25	26	27	

# October

## Projects

*Project Name:*

---

*Due Date:*

*Materials Needed:*

---

---

---

*Notes:*

---

---

---

*Project Name:*

---

*Due Date:*

*Materials Needed:*

---

---

---

*Notes:*

---

---

---

<input type="checkbox"/>	<i>Project Name:</i> _____	<input type="text"/>
<i>Materials Needed:</i>		
_____	_____	_____
_____	_____	_____
<i>Notes:</i>		
_____		
_____		
_____		

<input type="checkbox"/>	<i>Project Name:</i> _____	<input type="text"/>
<i>Materials Needed:</i>		
_____	_____	_____
_____	_____	_____
<i>Notes:</i>		
_____		
_____		
_____		

# October

## Projects

*Project Name:*

---

*Due Date:*

*Materials Needed:*

---

---

---

*Notes:*

---

---

---

*Project Name:*

---

*Due Date:*

*Materials Needed:*

---

---

---

*Notes:*

---

---

---

<input type="checkbox"/>	<i>Project Name:</i> _____	<input type="text"/>
<i>Materials Needed:</i>		
_____	_____	_____
_____	_____	_____
<i>Notes:</i>		
_____		
_____		
_____		

<input type="checkbox"/>	<i>Project Name:</i> _____	<input type="text"/>
<i>Materials Needed:</i>		
_____	_____	_____
_____	_____	_____
<i>Notes:</i>		
_____		
_____		
_____		

# October

## Projects

*Project Name:*

---

*Due Date:*

*Materials Needed:*

---

---

---

*Notes:*

---

---

---

*Project Name:*

---

*Due Date:*

*Materials Needed:*

---

---

---

*Notes:*

---

---

---

<input type="checkbox"/>	<i>Project Name:</i> _____	<input type="text"/>
<i>Materials Needed:</i>		
_____	_____	_____
_____	_____	_____
<i>Notes:</i>		
_____		
_____		
_____		

<input type="checkbox"/>	<i>Project Name:</i> _____	<input type="text"/>
<i>Materials Needed:</i>		
_____	_____	_____
_____	_____	_____
<i>Notes:</i>		
_____		
_____		
_____		

