

2018

Creative Organizer





Planner may be downloaded for personal use only. No electronic or printed reproduction permitted without the prior written consent of American Quilters Society. ©American Quilter Society 2018.
All rights reserved.

Birthdays

JANUARY

FEBRUARY

MARCH

APRIL

XX - Mom

MAY

JUNE

JULY

AUGUST

XX - Dad

SEPTEMBER

OCTOBER

NOVEMBER

DECEMBER

New Things to Learn in 2018

#1

#2

#3

Pick 3 for the Year

** Research - Create a visual library for each of the top three things you want to learn.*

** Learn - Take a class, try a tutorial, read a book. Play with it and figure it out.*

** Try - Pick a project and go for it!*

Something Old, Something New, and Throw in the Crazy Too!

Five Old Projects

Five New Projects

Two Crazy Insane Ideas

Pick five old projects, five new projects, and two crazy ideas you've always wanted to try. Why just five? This leaves plenty of room to add more projects that come up throughout the year.

January

<i>Sunday</i>	<i>Monday</i>	<i>Tuesday</i>	<i>Wednesday</i>
	1	2	3
7	8	9	10
14	15	16	17
20	21	22	23
27	28	29	30

2018

<i>Thursday</i>	<i>Friday</i>	<i>Saturday</i>	<i>Notes</i>
4	5	6	
11	12	13	
18	19	20	
24	25	26	
31			

January

Projects

Project Name:

Due Date:

Materials Needed:

<hr/>	<hr/>	<hr/>
<hr/>	<hr/>	<hr/>
<hr/>	<hr/>	<hr/>

Notes:

<hr/>	<hr/>	<hr/>
<hr/>	<hr/>	<hr/>
<hr/>	<hr/>	<hr/>

Project Name:

Due Date:

Materials Needed:

<hr/>	<hr/>	<hr/>
<hr/>	<hr/>	<hr/>
<hr/>	<hr/>	<hr/>

Notes:

<hr/>	<hr/>	<hr/>
<hr/>	<hr/>	<hr/>
<hr/>	<hr/>	<hr/>

Project Name:

Due Date:

Materials Needed:

Notes:

Project Name:

Due Date:

Materials Needed:

Notes:

January

Projects

Project Name:

Due Date:

Materials Needed:

<hr/>	<hr/>	<hr/>
<hr/>	<hr/>	<hr/>
<hr/>	<hr/>	<hr/>

Notes:

<hr/>	<hr/>	<hr/>
<hr/>	<hr/>	<hr/>
<hr/>	<hr/>	<hr/>

Project Name:

Due Date:

Materials Needed:

<hr/>	<hr/>	<hr/>
<hr/>	<hr/>	<hr/>
<hr/>	<hr/>	<hr/>

Notes:

<hr/>	<hr/>	<hr/>
<hr/>	<hr/>	<hr/>
<hr/>	<hr/>	<hr/>

Project Name:

Due Date:

Materials Needed:

Notes:

Project Name:

Due Date:

Materials Needed:

Notes:

January

Projects

Project Name:

Due Date:

Materials Needed:

Notes:

Project Name:

Due Date:

Materials Needed:

Notes:

Project Name:

Due Date:

Materials Needed:

Notes:

Project Name:

Due Date:

Materials Needed:

Notes:

2018 Babies



Parents/ Grandparents: _____
Due Date: _____
Nursery Colors: _____
Shower Date: _____
Gift: _____



Parents/ Grandparents: _____
Due Date: _____
Nursery Colors: _____
Shower Date: _____
Gift: _____



Parents/ Grandparents: _____
Due Date: _____
Nursery Colors: _____
Shower Date: _____
Gift: _____



Parents/ Grandparents: _____
Due Date: _____
Nursery Colors: _____
Shower Date: _____
Gift: _____



Parents/ Grandparents: _____
Due Date: _____
Nursery Colors: _____
Shower Date: _____
Gift: _____

2018 Babies



Parents/ Grandparents: _____

Due Date: _____

Nursery Colors: _____

Shower Date: _____

Gift: _____



Parents/ Grandparents: _____

Due Date: _____

Nursery Colors: _____

Shower Date: _____

Gift: _____



Parents/ Grandparents: _____

Due Date: _____

Nursery Colors: _____

Shower Date: _____

Gift: _____



Parents/ Grandparents: _____

Due Date: _____

Nursery Colors: _____

Shower Date: _____

Gift: _____



Parents/ Grandparents: _____






Due Date: _____


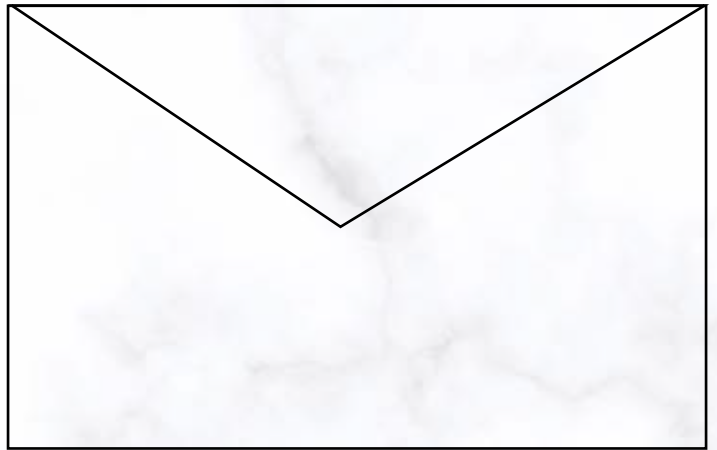

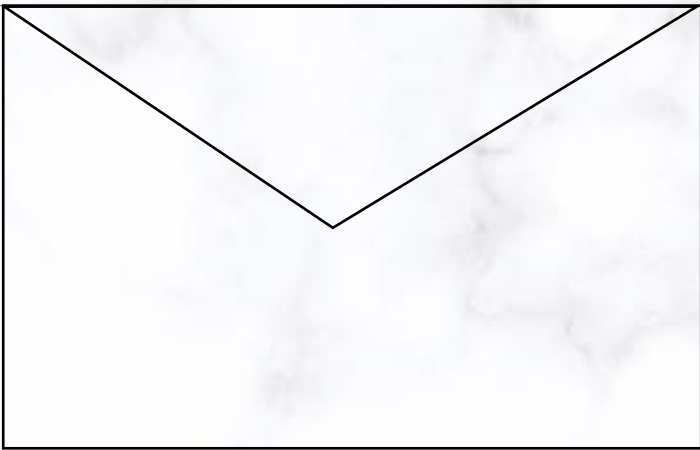


Nursery Colors: _____

Shower Date: _____

Gift: _____

Write a Note to...





I



Quilting

Fill this page with all the things you love about quilting.

February

<i>Sunday</i>	<i>Monday</i>	<i>Tuesday</i>	<i>Wednesday</i>
4	5	6	7
11	12	13	14
18	19	20	21
25	26	27	28

2018

<i>Thursday</i>	<i>Friday</i>	<i>Saturday</i>	<i>Notes</i>
1	2	3	
8	9	10	
15	16	17	
22	23	24	

February

Projects

Project Name:

Due Date:

Materials Needed:

Notes:

Project Name:

Due Date:

Materials Needed:

Notes:

Project Name:

Due Date:

Materials Needed:

Notes:

Project Name:

Due Date:

Materials Needed:

Notes:

February

Projects

Project Name:

Due Date:

Materials Needed:

Notes:

Project Name:

Due Date:

Materials Needed:

Notes:

Project Name:

Due Date:

Materials Needed:

<hr/>	<hr/>	<hr/>
<hr/>	<hr/>	<hr/>
<hr/>	<hr/>	<hr/>

Notes:

Project Name:

Due Date:

Materials Needed:

<hr/>	<hr/>	<hr/>
<hr/>	<hr/>	<hr/>
<hr/>	<hr/>	<hr/>

Notes:

February

Projects

Project Name:

Due Date:

Materials Needed:

Notes:

Project Name:

Due Date:

Materials Needed:

Notes:

Project Name:

Due Date:

Materials Needed:

<hr/>	<hr/>	<hr/>
<hr/>	<hr/>	<hr/>
<hr/>	<hr/>	<hr/>

Notes:

Project Name:





Due Date:


Materials Needed:

<hr/>	<hr/>	<hr/>
<hr/>	<hr/>	<hr/>
<hr/>	<hr/>	<hr/>

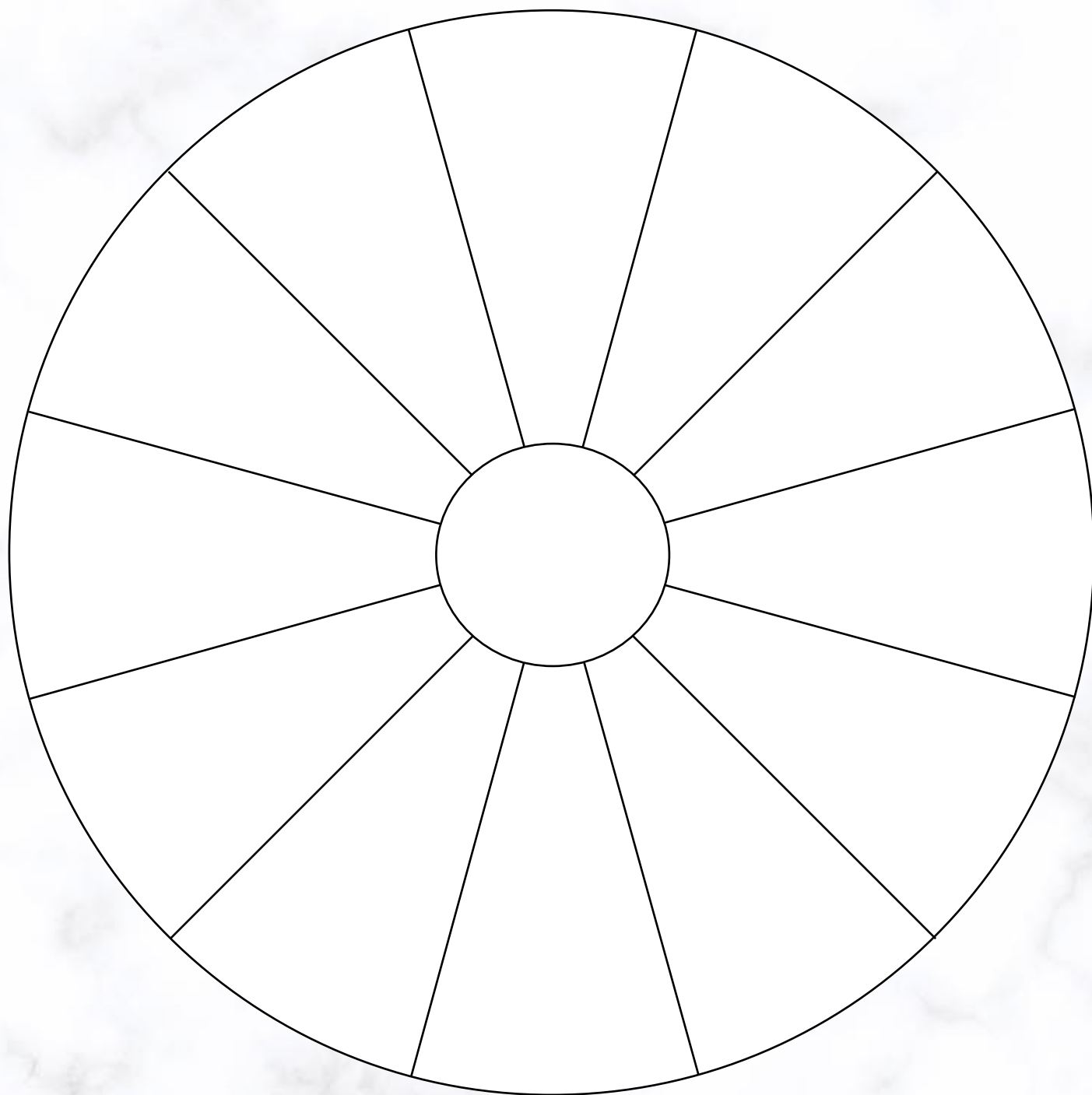
Notes:

Notes





Fabric Color Wheel





















My Favorite Color Combinations













Glue swatches in color groups.

31 Days of Designs

*Play with quilting motif designs.
Draw one a day for 31 days!*







March

<i>Sunday</i>	<i>Monday</i>	<i>Tuesday</i>	<i>Wednesday</i>
4	5	6	7
11	12	13	14
18	19	20	21
25	26	27	28

2018

<i>Thursday</i>	<i>Friday</i>	<i>Saturday</i>	<i>Notes</i>
1	2	3	
8	9	10	
15	16	17	
22	23	24	
29	30	31	

March

Projects

Project Name:

Due Date:

Materials Needed:

Notes:

Project Name:

Due Date:

Materials Needed:

Notes:

Project Name:

Due Date:

Materials Needed:

Notes:

Project Name:

Due Date:

Materials Needed:

Notes:

March

Projects

Project Name:

Due Date:

Materials Needed:

Notes:

Project Name:

Due Date:

Materials Needed:

Notes:

Project Name:

Due Date:

Materials Needed:

<hr/>	<hr/>	<hr/>
<hr/>	<hr/>	<hr/>
<hr/>	<hr/>	<hr/>

Notes:

Project Name:

Due Date:

Materials Needed:

<hr/>	<hr/>	<hr/>
<hr/>	<hr/>	<hr/>
<hr/>	<hr/>	<hr/>

Notes:

March

Projects

Project Name:

Due Date:

Materials Needed:

Notes:

Project Name:

Due Date:

Materials Needed:

Notes:

Project Name:

Due Date:

Materials Needed:

<hr/>	<hr/>	<hr/>
<hr/>	<hr/>	<hr/>
<hr/>	<hr/>	<hr/>

Notes:

Project Name:

Due Date:

Materials Needed:

<hr/>	<hr/>	<hr/>
<hr/>	<hr/>	<hr/>
<hr/>	<hr/>	<hr/>

Notes:

30 Day Creativity Booster

Take a picture each day for 30 days.

Select items that stir your imagination. Look for textures, patterns, colors, shapes, and relationships that speak to you. Go outside of the world of fabric and explore areas you wouldn't normally relate to quilting.

Once you snap the picture, create an entry for it in your 30 Day Creativity Booster.

There is space provided for a quick sketch of your photo or to tape a printed copy of the image.

Use the questions at the bottom of the page to help prompt you or write whatever speaks to you.

Make each day a new exploration or follow a theme that piques your interest. Make this journey your own!

Studio Cleaning Checklist

Machines:

- _____
- _____
- _____
- _____
- _____
- _____
- _____
- _____
- _____
- _____
- _____

Quilting Area:

- _____
- _____
- _____
- _____
- _____
- _____
- _____
- _____

Cutting Area:

- _____
- _____
- _____
- _____
- _____

Fabric/ Scrap Storage:

- _____
- _____
- _____
- _____
- _____
- _____
- _____
- _____

Pressing Area:

- _____
- _____
- _____
- _____
- _____
- _____

Furniture:

- _____
- _____
- _____
- _____
- _____
- _____
- _____
- _____

April

<i>Sunday</i>	<i>Monday</i>	<i>Tuesday</i>	<i>Wednesday</i>
1	2	3	4
8	9	10	11
15	16	17	18
22	23	24	25
29	30		

2018

<i>Thursday</i>	<i>Friday</i>	<i>Saturday</i>	<i>Notes</i>
5	6	7	
12	13	14	
19	20	21	
26	27	28	

April

Projects

Project Name:

Due Date:

Materials Needed:

Notes:

Project Name:

Due Date:

Materials Needed:

Notes:

Project Name: _____

Due Date:

Materials Needed:

_____	_____	_____
_____	_____	_____
_____	_____	_____

Notes:

Project Name: _____

Due Date:

Materials Needed:

_____	_____	_____
_____	_____	_____
_____	_____	_____

Notes:

April

Projects

Project Name:

Due Date:

Materials Needed:

Notes:

Project Name:

Due Date:

Materials Needed:

Notes:

Project Name:

Due Date:

Materials Needed:

<hr/>	<hr/>	<hr/>
<hr/>	<hr/>	<hr/>
<hr/>	<hr/>	<hr/>

Notes:

Project Name:

Due Date:

Materials Needed:

<hr/>	<hr/>	<hr/>
<hr/>	<hr/>	<hr/>
<hr/>	<hr/>	<hr/>

Notes:

April

Projects

Project Name:

Due Date:

Materials Needed:

Notes:

Project Name:

Due Date:

Materials Needed:

Notes:

Project Name:

Due Date:

Materials Needed:

<hr/>	<hr/>	<hr/>
<hr/>	<hr/>	<hr/>
<hr/>	<hr/>	<hr/>

Notes:

Project Name:

Due Date:

Materials Needed:

<hr/>	<hr/>	<hr/>
<hr/>	<hr/>	<hr/>
<hr/>	<hr/>	<hr/>

Notes:
