
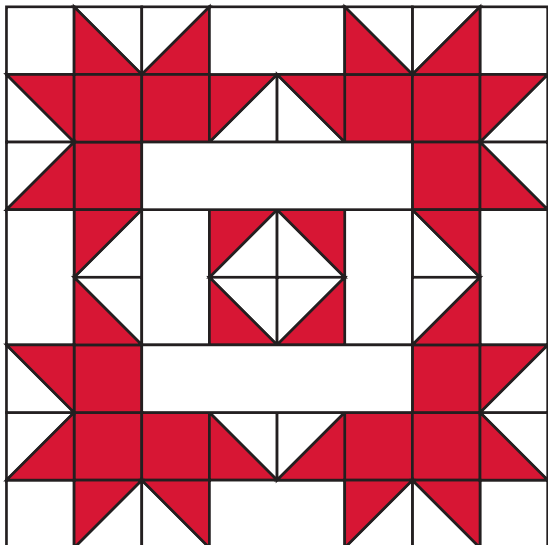


Christmas Countdown



DAY 14

Block 14

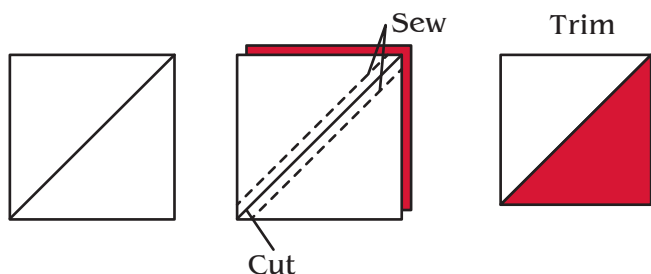


Cut:

- (4) 1" white squares
- (14) 1 1/2" white squares
- (6) 1 1/2" x 1" white rectangles
- (2) 2 1/2" x 1" white rectangles
- (12) 1" red squares
- (14) 1 1/2" red squares

Block Assembly:

- Draw a diagonal line on the back of the white 1 1/2" squares.
- Layer, right sides together, a red and white 1 1/2" square.
- Sew a 1/4" on both sides of the drawn line.
- Cut apart on the drawn line.
- Press and trim to 1" square.
- Make 28 half square triangles.



Assembly Diagram

