
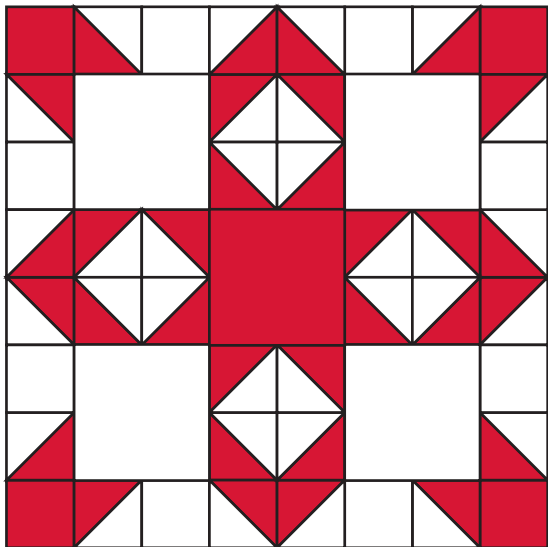


# Christmas Countdown



## DAY 12

### Block 12



### Cut:

- (8) 1" white squares
- (16) 1 1/2" white squares
- (4) 1 1/2" white squares
- (4) 1" red squares
- (16) 1 1/2" red squares
- (1) 1 1/2" red square

### Block Assembly:

Draw a diagonal line on the back of  
16 white 1 1/2" squares.

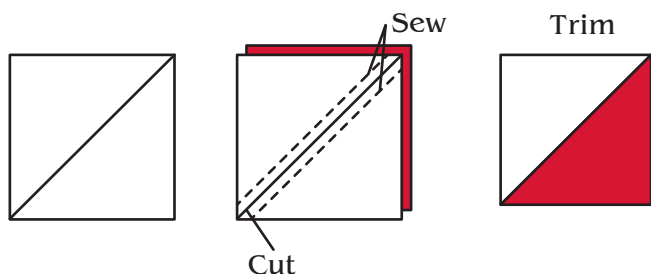
Layer, right sides together, a red  
and white 1 1/2" square.

Sew a 1/4" on both sides of the drawn line.

Cut apart on the drawn line.

Press and trim to 1" square.

Make 32 half square triangles.



### Assembly Diagram

