


2017

Craft & Project Organizer



2017

START DATE	PROJECT NAME	PROGRESS	FINISH DATE	PRIORITY

January

PROJECTS



PROJECT NAME:

DUE DATE:

MATERIALS NEEDED:

_____	_____	_____
_____	_____	_____
_____	_____	_____
_____	_____	_____

NOTES:



PROJECT NAME:

DUE DATE:

MATERIALS NEEDED:

_____	_____	_____
_____	_____	_____
_____	_____	_____
_____	_____	_____

NOTES:

PROJECTS

2017

JANUARY

PROJECT NAME:

DUE DATE:

MATERIALS NEEDED:

<hr/> <hr/> <hr/> <hr/>	<hr/> <hr/> <hr/> <hr/>	<hr/> <hr/> <hr/> <hr/>
-------------------------	-------------------------	-------------------------

NOTES:

PROJECT NAME:

DUE DATE:

MATERIALS NEEDED:

<hr/> <hr/> <hr/> <hr/>	<hr/> <hr/> <hr/> <hr/>	<hr/> <hr/> <hr/> <hr/>
-------------------------	-------------------------	-------------------------

NOTES:

January

PROJECTS

JANUARY



PROJECT NAME:



DUE DATE:

MATERIALS NEEDED:

<hr/> <hr/> <hr/> <hr/>	<hr/> <hr/> <hr/> <hr/>	<hr/> <hr/> <hr/> <hr/>
-------------------------	-------------------------	-------------------------

NOTES:



PROJECT NAME:



DUE DATE:

MATERIALS NEEDED:

<hr/> <hr/> <hr/> <hr/>	<hr/> <hr/> <hr/> <hr/>	<hr/> <hr/> <hr/> <hr/>
-------------------------	-------------------------	-------------------------

NOTES:

PROJECTS

2017



PROJECT NAME:



DUE DATE:

MATERIALS NEEDED:

_____	_____	_____
_____	_____	_____
_____	_____	_____
_____	_____	_____

NOTES:



PROJECT NAME:



DUE DATE:

MATERIALS NEEDED:

_____	_____	_____
_____	_____	_____
_____	_____	_____
_____	_____	_____

NOTES:

January

PROJECTS



PROJECT NAME:



DUE DATE:

MATERIALS NEEDED:

_____	_____	_____
_____	_____	_____
_____	_____	_____
_____	_____	_____

NOTES:



PROJECT NAME:



DUE DATE:

MATERIALS NEEDED:

_____	_____	_____
_____	_____	_____
_____	_____	_____
_____	_____	_____

NOTES:

PROJECTS

2017



PROJECT NAME:



DUE DATE:


MATERIALS NEEDED:

_____	_____	_____
_____	_____	_____
_____	_____	_____
_____	_____	_____

NOTES:



PROJECT NAME:

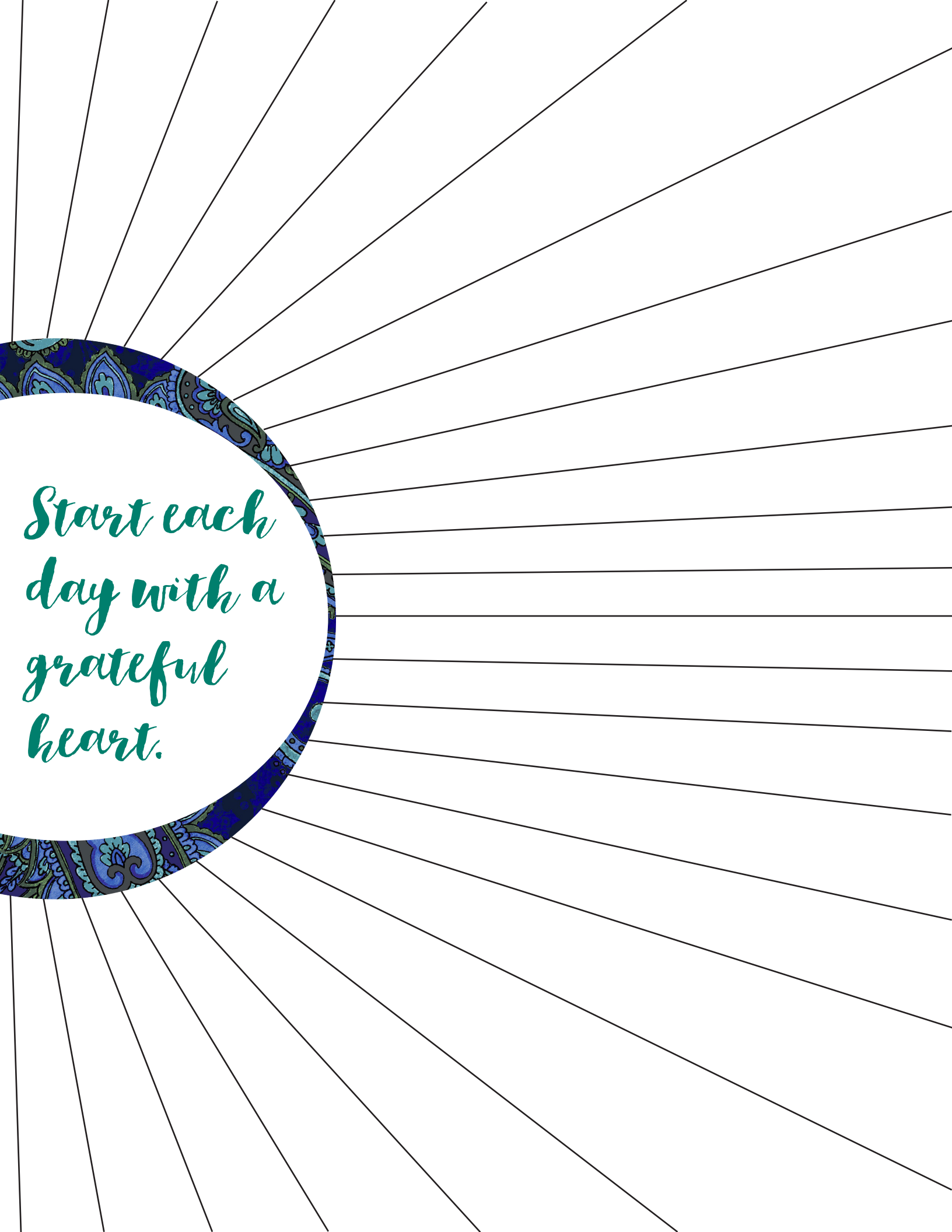


DUE DATE:

MATERIALS NEEDED:


_____	_____	_____
_____	_____	_____
_____	_____	_____
_____	_____	_____

NOTES:



*Start each
day with a
grateful
heart.*

OF BIRTHDAYS



GIFT GIVING

MONTH:

BUDGET:

TOTAL SPENT:

GIFT IDEAS

NOTES

_____	_____
_____	_____
_____	_____
_____	_____
_____	_____
_____	_____
_____	_____
_____	_____
_____	_____
_____	_____



February

PROJECTS



PROJECT NAME:



DUE DATE:


MATERIALS NEEDED:

<hr/> <hr/> <hr/> <hr/>	<hr/> <hr/> <hr/> <hr/>	<hr/> <hr/> <hr/> <hr/>
-------------------------	-------------------------	-------------------------

NOTES:



PROJECT NAME:



DUE DATE:

MATERIALS NEEDED:

<hr/> <hr/> <hr/> <hr/>	<hr/> <hr/> <hr/> <hr/>	<hr/> <hr/> <hr/> <hr/>
-------------------------	-------------------------	-------------------------

NOTES:

PROJECTS

2017



PROJECT NAME:



DUE DATE:

MATERIALS NEEDED:

_____	_____	_____
_____	_____	_____
_____	_____	_____
_____	_____	_____

NOTES:



PROJECT NAME:



DUE DATE:


MATERIALS NEEDED:

_____	_____	_____
_____	_____	_____
_____	_____	_____
_____	_____	_____

NOTES:

February

PROJECTS



PROJECT NAME:




DUE DATE:


MATERIALS NEEDED:

<hr/> <hr/> <hr/> <hr/>	<hr/> <hr/> <hr/> <hr/>	<hr/> <hr/> <hr/> <hr/>
-------------------------	-------------------------	-------------------------

NOTES:



PROJECT NAME:



DUE DATE:

MATERIALS NEEDED:

<hr/> <hr/> <hr/> <hr/>	<hr/> <hr/> <hr/> <hr/>	<hr/> <hr/> <hr/> <hr/>
-------------------------	-------------------------	-------------------------

NOTES:

PROJECTS

2017

PROJECT NAME:

DUE DATE:

MATERIALS NEEDED:

<hr/> <hr/> <hr/> <hr/>	<hr/> <hr/> <hr/> <hr/>	<hr/> <hr/> <hr/> <hr/>
-------------------------	-------------------------	-------------------------

NOTES:

PROJECT NAME:

DUE DATE:


MATERIALS NEEDED:

<hr/> <hr/> <hr/> <hr/>	<hr/> <hr/> <hr/> <hr/>	<hr/> <hr/> <hr/> <hr/>
-------------------------	-------------------------	-------------------------

NOTES:

February

PROJECTS



PROJECT NAME:




DUE DATE:

MATERIALS NEEDED:

<hr/> <hr/> <hr/> <hr/>	<hr/> <hr/> <hr/> <hr/>	<hr/> <hr/> <hr/> <hr/>
-------------------------	-------------------------	-------------------------

NOTES:



PROJECT NAME:



DUE DATE:

MATERIALS NEEDED:

<hr/> <hr/> <hr/> <hr/>	<hr/> <hr/> <hr/> <hr/>	<hr/> <hr/> <hr/> <hr/>
-------------------------	-------------------------	-------------------------

NOTES:

PROJECTS

2017

PROJECT NAME:

DUE DATE:

MATERIALS NEEDED:

<hr/> <hr/> <hr/> <hr/>	<hr/> <hr/> <hr/> <hr/>	<hr/> <hr/> <hr/> <hr/>
-------------------------	-------------------------	-------------------------

NOTES:

PROJECT NAME:

DUE DATE:

MATERIALS NEEDED:

<hr/> <hr/> <hr/> <hr/>	<hr/> <hr/> <hr/> <hr/>	<hr/> <hr/> <hr/> <hr/>
-------------------------	-------------------------	-------------------------

NOTES:

February





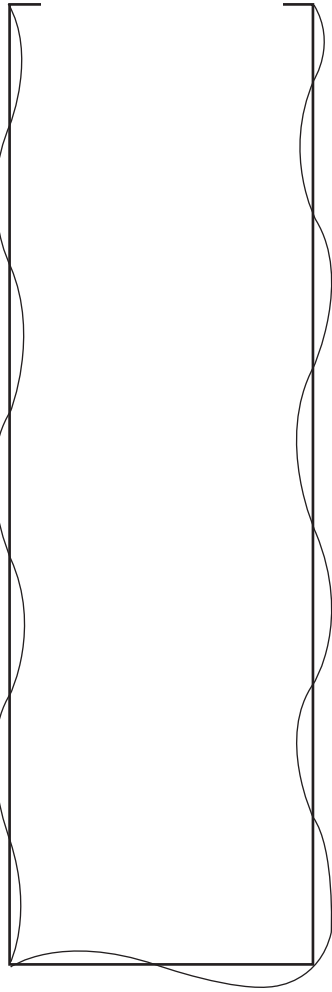

MY LISTS

This section contains two columns of three rectangular frames each. Each frame is decorated with a delicate black line drawing of a vine with small leaves. The frames are arranged in a grid, with two columns and three rows.

This section features decorative scrollwork frames and a large empty rectangular frame. On the left, there are two decorative frames with intricate scrollwork borders, one above the other. To the right of these is a single, larger decorative frame with a similar scrollwork border. Below these decorative frames is a large, simple rectangular frame with a double-line border, intended for a larger note or drawing.

MY LISTS

2017



February

MY LISTS

Two large rectangular frames with a decorative leafy vine border. Each of these frames contains a smaller, plain rectangular frame in the center, providing space for notes or lists.



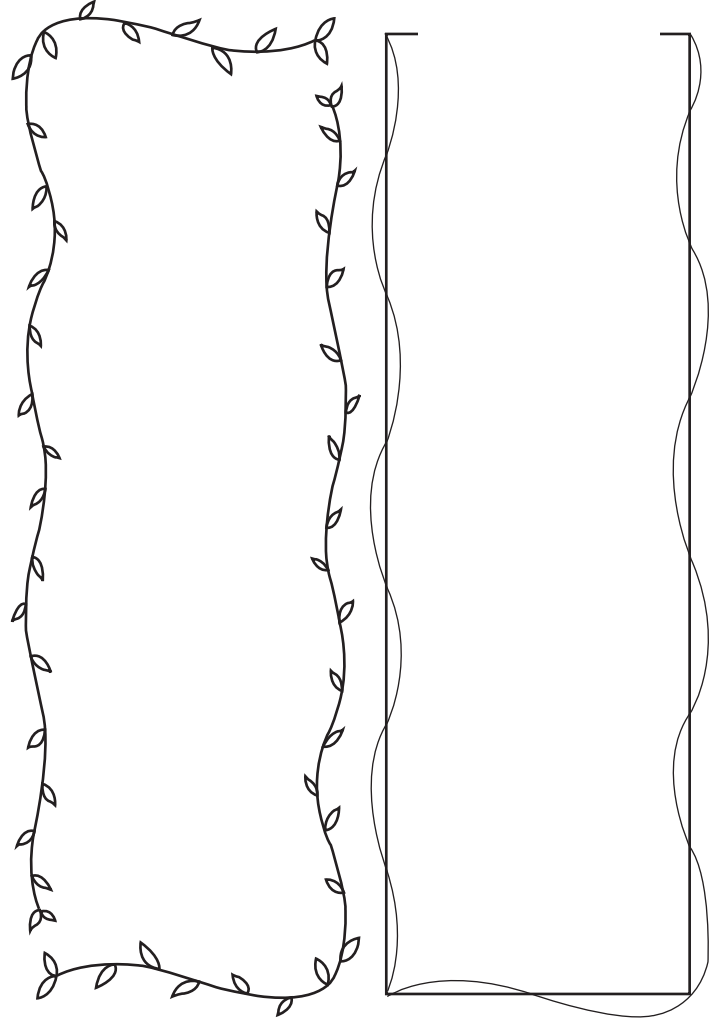
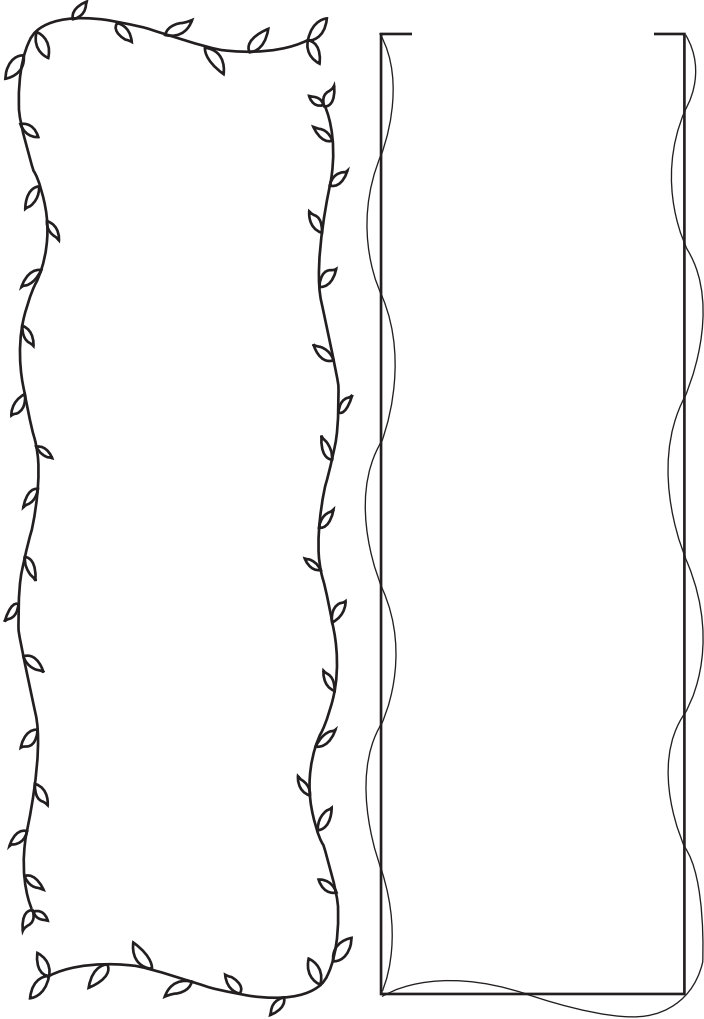
A wide, shallow rectangular frame with a decorative scrollwork border, suitable for a title or a wide list.

A tall, narrow rectangular frame with a decorative scrollwork border, suitable for a list or a vertical note.

A simple rectangular frame with a double-line border, suitable for a title or a short note.

MY LISTS

2017



February

MY LISTS

This section contains two columns of three rectangular frames each. Each frame is outlined with a decorative border of small leaves and vines. The frames are empty, intended for writing or drawing.





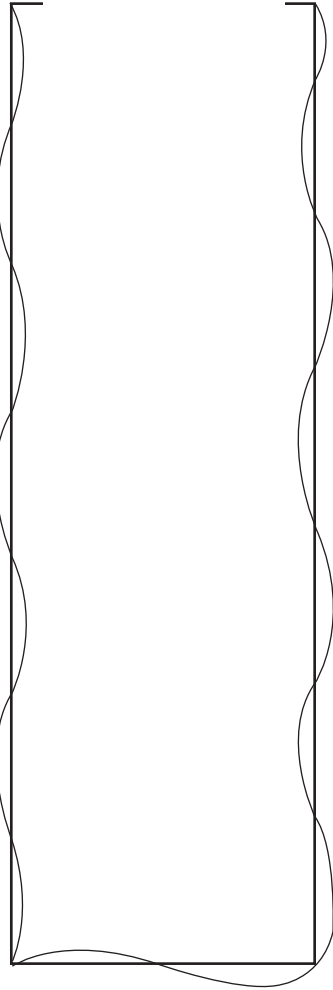

A wide, shallow decorative frame with intricate scrollwork and flourishes along all four sides. It is currently empty.

A tall, narrow decorative frame with intricate scrollwork and flourishes along all four sides. It is currently empty.

A simple rectangular frame consisting of two parallel lines forming a border. It is currently empty.

MY LISTS

2017



BROWN

2017

MARCH

March

FABRIC STASH

MARCH

March

FABRIC STASH

5+ YARDS

2017

March


FABRIC STASH

5+ YARDS

2017


PROJECTS OF THE WEEK

2017




Materials Needed:

Lined area for listing materials needed for the first project.



Materials Needed:

Lined area for listing materials needed for the second project.



Materials Needed:

Lined area for listing materials needed for the third project.

Reminders:





Vertical list of lines for reminders.

Notes:

Lined area for general notes.

March

PROJECTS OF THE WEEK



Materials Needed:

Materials Needed:

Materials Needed:

Materials Needed:

<hr/> <hr/> <hr/> <hr/> <hr/> <hr/> <hr/> <hr/> <hr/> <hr/> <hr/> <hr/> <hr/> <hr/> <hr/> <hr/> <hr/> <hr/> <hr/> <hr/> <hr/> <hr/> <hr/> <hr/>	<hr/> <hr/> <hr/> <hr/> <hr/> <hr/> <hr/> <hr/> <hr/> <hr/> <hr/> <hr/> <hr/> <hr/> <hr/> <hr/> <hr/> <hr/> <hr/> <hr/> <hr/> <hr/> <hr/> <hr/>	<hr/> <hr/> <hr/> <hr/> <hr/> <hr/> <hr/> <hr/> <hr/> <hr/> <hr/> <hr/> <hr/> <hr/> <hr/> <hr/> <hr/> <hr/> <hr/> <hr/> <hr/> <hr/> <hr/> <hr/>	<hr/> <hr/> <hr/> <hr/> <hr/> <hr/> <hr/> <hr/> <hr/> <hr/> <hr/> <hr/> <hr/> <hr/> <hr/> <hr/> <hr/> <hr/> <hr/> <hr/> <hr/> <hr/> <hr/> <hr/>
---	---	---	---

Notes: _____

PROJECTS OF THE WEEK

2017

Materials Needed:

Materials Needed:

Materials Needed:

Lined area for listing materials for the first project

Lined area for listing materials for the second project

Lined area for listing materials for the third project

Reminders:


Lined area for reminders

Notes:

Lined area for notes

March

STUDIO FLOOR PLANS




STUDIO FLOOR PLANS

2017




March

STUDIO FLOOR PLANS



STUDIO FLOOR PLANS

2017



April

PROJECTS OF THE WEEK

Materials Needed:

Materials Needed:

Materials Needed:

Materials Needed:

Notes:

April

PROJECTS OF THE WEEK

Materials Needed:

Materials Needed:




Materials Needed:

Materials Needed:

Notes:

PROJECTS OF THE WEEK

2017



Materials Needed:

Materials Needed:


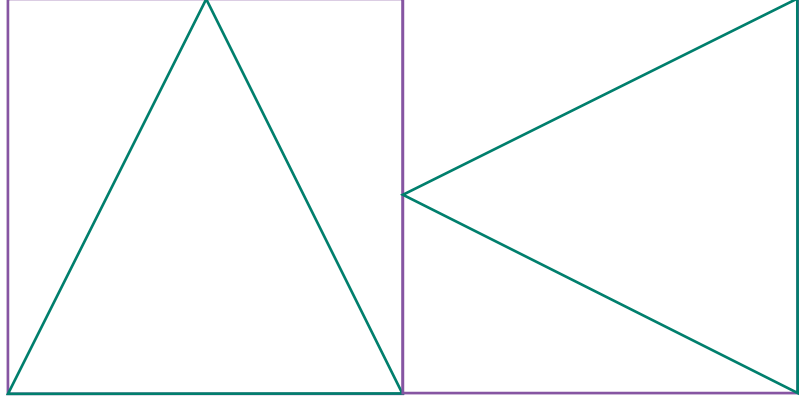
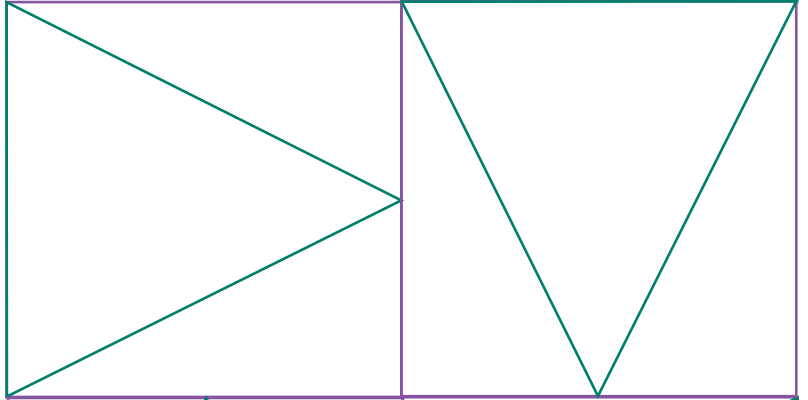
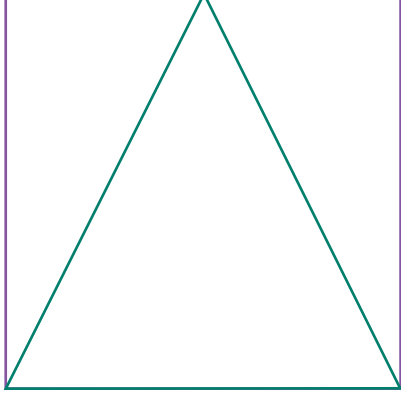
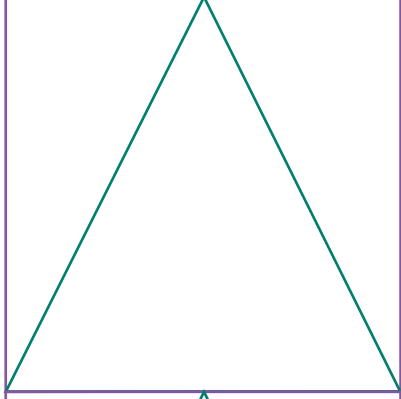
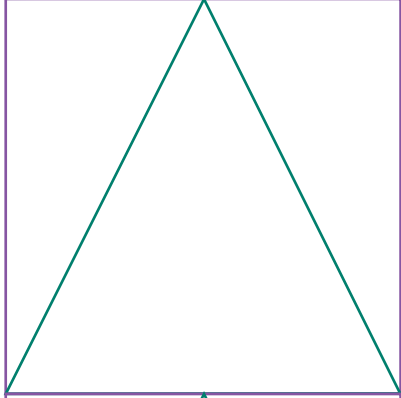
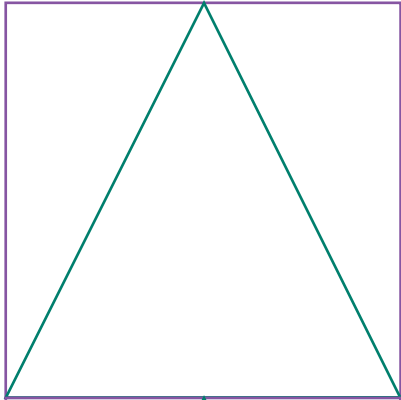
Materials Needed:

Reminders:

Notes:

April

NOTES




NOTES

2017




April

NOTES




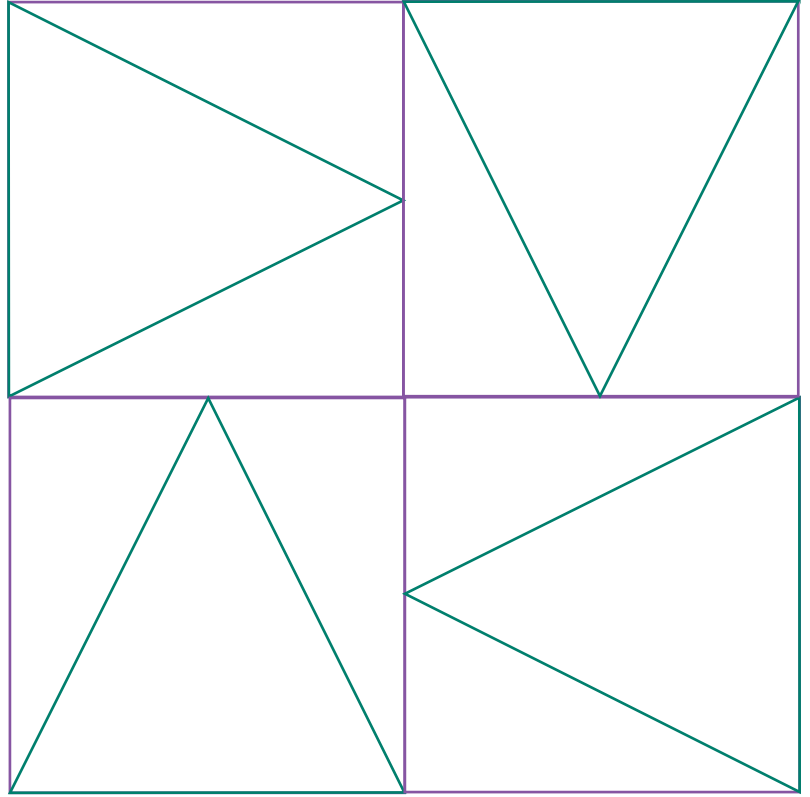
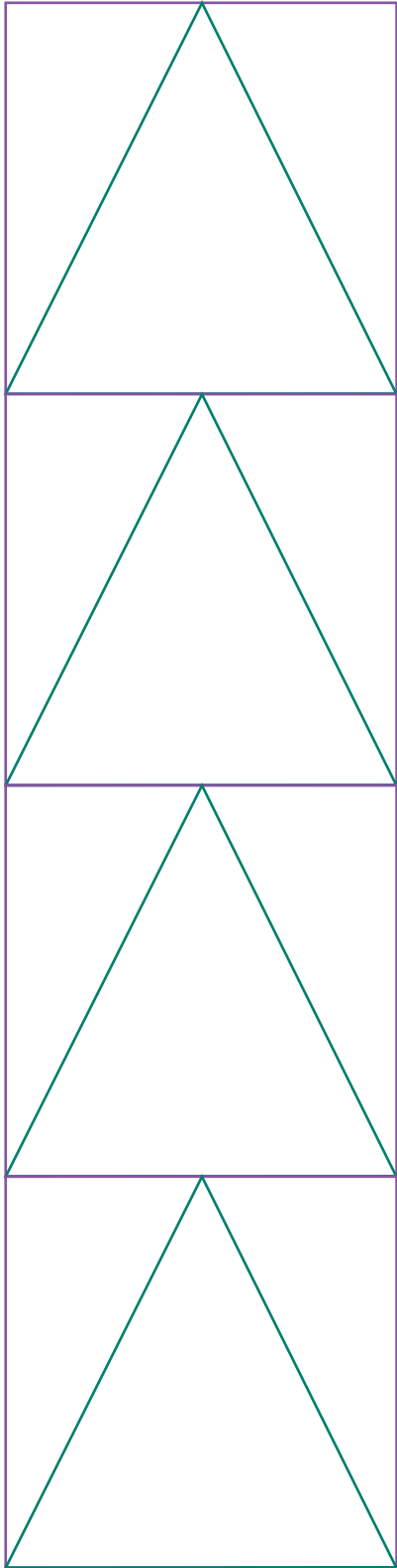
NOTES

2017




April

NOTES




NOTES

2017




April

NOTES



NOTES

2017



May

PROJECTS OF THE WEEK

--	--	--	--

Materials Needed:

Materials Needed:

Materials Needed:

Materials Needed:




<hr/> <hr/> <hr/> <hr/> <hr/> <hr/> <hr/> <hr/> <hr/> <hr/> <hr/> <hr/> <hr/> <hr/> <hr/> <hr/> <hr/> <hr/> <hr/> <hr/> <hr/> <hr/> <hr/> <hr/>	<hr/> <hr/> <hr/> <hr/> <hr/> <hr/> <hr/> <hr/> <hr/> <hr/> <hr/> <hr/> <hr/> <hr/> <hr/> <hr/> <hr/> <hr/> <hr/> <hr/> <hr/> <hr/> <hr/> <hr/>	<hr/> <hr/> <hr/> <hr/> <hr/> <hr/> <hr/> <hr/> <hr/> <hr/> <hr/> <hr/> <hr/> <hr/> <hr/> <hr/> <hr/> <hr/> <hr/> <hr/> <hr/> <hr/> <hr/> <hr/>	<hr/> <hr/> <hr/> <hr/> <hr/> <hr/> <hr/> <hr/> <hr/> <hr/> <hr/> <hr/> <hr/> <hr/> <hr/> <hr/> <hr/> <hr/> <hr/> <hr/> <hr/> <hr/> <hr/> <hr/>
---	---	---	---

Notes:

MAY

PROJECTS OF THE WEEK

2017



Materials Needed:

Materials Needed:

Materials Needed:

Lined area for writing materials needed for the first project.

Lined area for writing materials needed for the second project.

Lined area for writing materials needed for the third project.

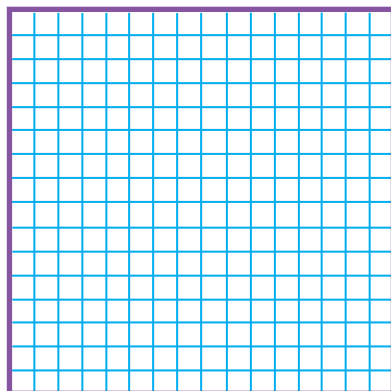
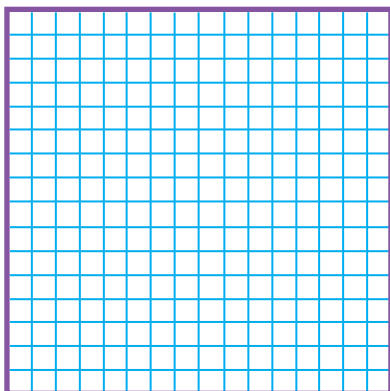



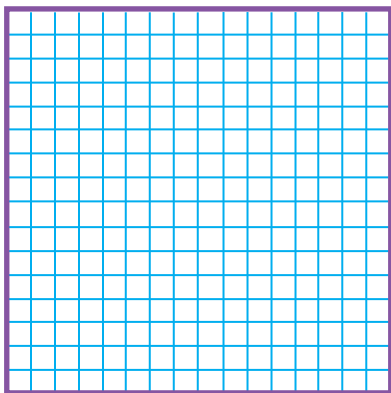



Notes section with multiple horizontal lines for writing.

Reminders:

Large lined area on the right side of the page for writing reminders.


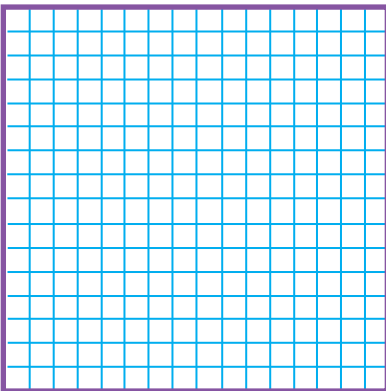
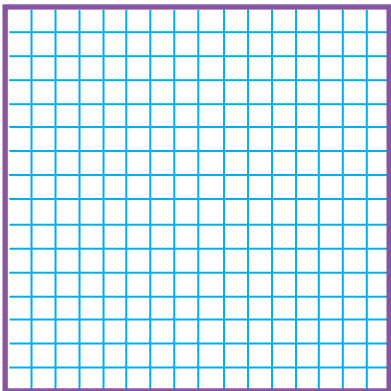


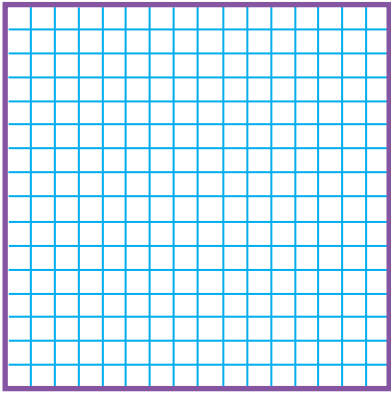


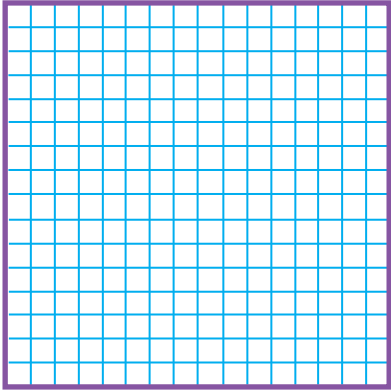
May

QUILTING MOTIF
DEVELOPMENT





2"

2017





May

QUILTING MOTIF
DEVELOPMENT




4"

2017




May

QUILTING MOTIF
DEVELOPMENT



6"

2017




May

QUILTING LINE WORK

DITCHING
 STITCH THIRD

STITCH FIRST (STABILIZING)

STITCH SECOND




2017

DITCHING
 STITCH THIRD




STITCH FIRST (STABILIZING)

STITCH SECOND



PROJECTS OF THE WEEK

2017



Materials Needed:

Materials Needed:

Materials Needed:

Reminders:

Horizontal lines for listing materials for the first project.

Horizontal lines for listing materials for the second project.

Horizontal lines for listing materials for the third project.

Horizontal lines for reminders.





Notes:

Horizontal lines for notes.

Horizontal lines for additional notes.

June

PROJECTS OF THE WEEK



Materials Needed:

Materials Needed:

Materials Needed:

Materials Needed:

Notes: _____

June

TO BE BOUND

QUILT #	NAME OF QUILT	FINISHED
2017A		<input checked="" type="checkbox"/>
2017B		<input type="checkbox"/>
2017C		<input type="checkbox"/>
2017D		<input type="checkbox"/>
2017E		<input type="checkbox"/>
2017F		<input type="checkbox"/>
2017G		<input type="checkbox"/>
2017H		<input type="checkbox"/>
2017I		<input type="checkbox"/>
2017J		<input type="checkbox"/>
2017K		<input type="checkbox"/>
2017L		<input type="checkbox"/>
2017M		<input type="checkbox"/>
2017N		<input type="checkbox"/>
2017O		<input type="checkbox"/>
2017P		<input type="checkbox"/>
2017Q		<input type="checkbox"/>
2017R		<input type="checkbox"/>
2017S		<input type="checkbox"/>
2017T		<input type="checkbox"/>
2017U		<input type="checkbox"/>
2017V		<input type="checkbox"/>
2017W		<input type="checkbox"/>

2017

QUILT #	NAME OF QUILT	FINISHED
2018A		<input checked="" type="checkbox"/>
2018B		<input type="checkbox"/>
2018C		<input type="checkbox"/>
2018D		<input type="checkbox"/>
2018E		<input type="checkbox"/>
2018F		<input type="checkbox"/>
2018G		<input type="checkbox"/>
2018H		<input type="checkbox"/>
2018I		<input type="checkbox"/>
2018J		<input type="checkbox"/>
2018K		<input type="checkbox"/>
2018L		<input type="checkbox"/>
2018M		<input type="checkbox"/>
2018N		<input type="checkbox"/>
2018O		<input type="checkbox"/>
2018P		<input type="checkbox"/>
2018Q		<input type="checkbox"/>
2018R		<input type="checkbox"/>
2018S		<input type="checkbox"/>
2018T		<input type="checkbox"/>
2018U		<input type="checkbox"/>
2018V		<input type="checkbox"/>
2018W		<input type="checkbox"/>

June

FINISHING LABELS

BACKING

BINDING

QUILT

2017A

2017A

2017A

2017B

2017B

2017B

2017C

2017C

2017C

2017D

2017D

2017D

2017E

2017E

2017E

2017F

2017F

2017F

2017G

2017G

2017G

2017H

2017H

2017H

FINISHING LABELS

2017

BACKING

BINDING

QUILT

2017I

2017I

2017I

2017J

2017J

2017J

2017K

2017K

2017K

2017L

2017L

2017L

2017M

2017M

2017M

2017N

2017N

2017N

2017O

2017O

2017O

2017P

2017P

2017P

June

FINISHING LABELS

BACKING

BINDING

QUILT

2017Q

2017Q

2017Q

2017R

2017R

2017R

2017S

2017S

2017S

2017T

2017T

2017T

2017U

2017U

2017U

2017V

2017V

2017V

2017W

2017W

2017W

2018A

2018A

2018A

FINISHING LABELS

2017

BACKING

BINDING

QUILT

2018B

2018B

2018B

2018C

2018C

2018C

2018D

2018D

2018D

2018E

2018E

2018E

2018F

2018F

2018F

2018G

2018G

2018G

2018H

2018H

2018H

2018I

2018I

2018I

June

FINISHING LABELS

BACKING

BINDING

QUILT

2018J

2018J

2018J

2018K

2018K

2018K

2018L

2018L

2018L

2018M

2018M

2018M

2018N

2018N

2018N

2018O

2018O

2018O

2018P

2018P

2018P

2018Q

2018Q

2018Q

FINISHING LABELS

2017

BACKING

BINDING

QUILT

2018R

2018R

2018R

2018S

2018S

2018S

2018T

2018T

2018T

2018U

2018U

2018U

2018V

2018V

2018V

2018W

2018W

2018W

July

PROJECTS OF THE WEEK

Materials Needed:

Materials Needed:

Materials Needed:

Materials Needed:

Materials list area with four columns of horizontal lines for notes.

Notes:

Notes area with a series of horizontal lines for writing.

July

PROJECTS OF THE WEEK

Empty square box with teal border and corner tabs

Empty square box with teal border and corner tabs

Empty square box with teal border and corner tabs

Empty square box with teal border and corner tabs

Materials Needed:

Materials Needed:

Materials Needed:

Materials Needed:

Horizontal lines for material list

Horizontal lines for material list

Horizontal lines for material list

Horizontal lines for material list

Notes:

Horizontal lines for notes

July

PROJECTS OF THE WEEK

Materials Needed:

Materials Needed:

Materials Needed:

Materials Needed:

Notes:

July

QUILT BLOCK DESIGN

A large grid for designing quilt blocks. The grid consists of 10 rows and 7 columns of squares. Each square is defined by a black border and is centered within a larger square formed by the blue grid lines. The grid is intended for drawing and coloring quilt block patterns.

FOUR PATCH BLOCKS

2017

A large grid of 8 rows and 7 columns of squares, each square occupying a 2x2 area of the underlying light blue grid. The squares are empty, intended for drawing quilt blocks. The grid is bounded by a light blue border.

July

QUILT BLOCK DESIGN

A large grid for drawing quilt block designs. The grid consists of 6 columns and 6 rows of squares. Each square is defined by a black border and is set against a light blue background grid. The squares are arranged in a regular pattern, with one square in each cell of the 6x6 grid.

NINE PATCH BLOCKS

2017

A large grid of 36 squares arranged in 6 rows and 6 columns. Each square is outlined in black and is intended for drawing a quilt block. The grid is set against a light blue background with a fine grid pattern.

July

QUILT BLOCK DESIGN

FIVE PATCH BLOCKS

2017

July

QUILT BLOCK DESIGN

SEVEN PATCH BLOCKS

2017

August

PROJECTS OF THE WEEK

--	--	--	--

Materials Needed:

Materials Needed:




Materials Needed:

Materials Needed:

Notes:

PROJECTS OF THE WEEK

2017



Materials Needed:

Materials Needed:

Materials Needed:

Lined writing area for materials needed for the first project.

Lined writing area for materials needed for the second project.

Lined writing area for materials needed for the third project.

Notes:





Lined writing area for general notes.

Reminders:

Lined writing area for reminders.

August

PROJECTS OF THE WEEK



Materials Needed:

Materials Needed:

Materials Needed:





Materials Needed:

<hr/> <hr/> <hr/> <hr/> <hr/> <hr/> <hr/> <hr/> <hr/> <hr/> <hr/> <hr/> <hr/> <hr/> <hr/> <hr/> <hr/> <hr/> <hr/> <hr/> <hr/> <hr/> <hr/> <hr/>	<hr/> <hr/> <hr/> <hr/> <hr/> <hr/> <hr/> <hr/> <hr/> <hr/> <hr/> <hr/> <hr/> <hr/> <hr/> <hr/> <hr/> <hr/> <hr/> <hr/> <hr/> <hr/> <hr/> <hr/>	<hr/> <hr/> <hr/> <hr/> <hr/> <hr/> <hr/> <hr/> <hr/> <hr/> <hr/> <hr/> <hr/> <hr/> <hr/> <hr/> <hr/> <hr/> <hr/> <hr/> <hr/> <hr/> <hr/> <hr/>	<hr/> <hr/> <hr/> <hr/> <hr/> <hr/> <hr/> <hr/> <hr/> <hr/> <hr/> <hr/> <hr/> <hr/> <hr/> <hr/> <hr/> <hr/> <hr/> <hr/> <hr/> <hr/> <hr/> <hr/>
---	---	---	---

Notes: _____

August

PROJECTS OF THE WEEK



Materials Needed:

Materials Needed:




Materials Needed:

Materials Needed:

Notes:

PROJECTS OF THE WEEK

2017



Materials Needed:

Materials Needed:

Materials Needed:

Horizontal lines for writing materials needed for the first project.

Horizontal lines for writing materials needed for the second project.

Horizontal lines for writing materials needed for the third project.

Notes section with horizontal lines for writing.


Reminders:

Vertical lines for writing reminders.

August

HST COUNTER

BEGIN




YOU
MADE
IT!

HST COUNTER

2017

BEGIN




YOU
MADE
IT!

August

HST COUNTER

BEGIN




YOU
MADE
IT!

HST COUNTER

2017

BEGIN



YOU
MADE
IT!

September

PROJECTS OF THE WEEK

--	--	--	--

Materials Needed:

Materials Needed:

Materials Needed:




Materials Needed:

Notes:

SEPTEMBER

PROJECTS OF THE WEEK

2017



Materials Needed:

Materials Needed:

Materials Needed:

Horizontal lines for notes under Materials Needed.

Horizontal lines for notes under Materials Needed.

Horizontal lines for notes under Materials Needed.

Reminders:

Vertical lines for reminders.

Notes section with horizontal lines.

September

GIFT GIVING

Name:

Project:

Color:

Make by date:

Wrapped:

_____	_____	_____	_____	<input type="checkbox"/>
_____	_____	_____	_____	<input type="checkbox"/>
_____	_____	_____	_____	<input type="checkbox"/>
_____	_____	_____	_____	<input type="checkbox"/>
_____	_____	_____	_____	<input type="checkbox"/>
_____	_____	_____	_____	<input type="checkbox"/>
_____	_____	_____	_____	<input type="checkbox"/>
_____	_____	_____	_____	<input type="checkbox"/>
_____	_____	_____	_____	<input type="checkbox"/>
_____	_____	_____	_____	<input type="checkbox"/>
_____	_____	_____	_____	<input type="checkbox"/>
_____	_____	_____	_____	<input type="checkbox"/>
_____	_____	_____	_____	<input type="checkbox"/>
_____	_____	_____	_____	<input type="checkbox"/>
_____	_____	_____	_____	<input type="checkbox"/>
_____	_____	_____	_____	<input type="checkbox"/>
_____	_____	_____	_____	<input type="checkbox"/>
_____	_____	_____	_____	<input type="checkbox"/>
_____	_____	_____	_____	<input type="checkbox"/>
_____	_____	_____	_____	<input type="checkbox"/>
_____	_____	_____	_____	<input type="checkbox"/>
_____	_____	_____	_____	<input type="checkbox"/>

Notes:

GIFT GIVING

2017

Name:

Project:

Color:

Make by date:

Wrapped:

Notes:

October

PROJECTS OF THE WEEK

Materials Needed:

Materials Needed:




Materials Needed:

Materials Needed:

Notes:

PROJECTS OF THE WEEK

2017



Reminders:

Materials Needed:

Materials Needed:

Materials Needed:

Lined area for writing materials needed for the first project.

Lined area for writing materials needed for the second project.

Lined area for writing materials needed for the third project.

Lined area for reminders and other notes.

Lined area for general notes.

October

QUILTING CONTACTS

NAME _____	PHONE _____	FAVORITE THINGS _____
EMAIL _____	BIRTHDAY _____	_____
ADDRESS _____	_____	_____
_____	_____	_____

NAME _____	PHONE _____	FAVORITE THINGS _____
EMAIL _____	BIRTHDAY _____	_____
ADDRESS _____	_____	_____
_____	_____	_____

NAME _____	PHONE _____	FAVORITE THINGS _____
EMAIL _____	BIRTHDAY _____	_____
ADDRESS _____	_____	_____
_____	_____	_____

NAME _____	PHONE _____	FAVORITE THINGS _____
EMAIL _____	BIRTHDAY _____	_____
ADDRESS _____	_____	_____
_____	_____	_____

NAME _____	PHONE _____	FAVORITE THINGS _____
EMAIL _____	BIRTHDAY _____	_____
ADDRESS _____	_____	_____
_____	_____	_____

NAME _____	PHONE _____	FAVORITE THINGS _____
EMAIL _____	BIRTHDAY _____	_____
ADDRESS _____	_____	_____
_____	_____	_____

QUILTING CONTACTS

2017

NAME _____

PHONE _____

FAVORITE THINGS

EMAIL _____

BIRTHDAY _____

ADDRESS _____

NAME _____

PHONE _____

FAVORITE THINGS

EMAIL _____

BIRTHDAY _____

ADDRESS _____

NAME _____

PHONE _____

FAVORITE THINGS

EMAIL _____

BIRTHDAY _____

ADDRESS _____

NAME _____

PHONE _____

FAVORITE THINGS

EMAIL _____

BIRTHDAY _____

ADDRESS _____

NAME _____

PHONE _____

FAVORITE THINGS

EMAIL _____

BIRTHDAY _____

ADDRESS _____

NAME _____

PHONE _____

FAVORITE THINGS

EMAIL _____

BIRTHDAY _____

ADDRESS _____

October

PRODUCTS TO TRY

TOP TEN

CATEGORY _____

- | | |
|----------|-----------|
| 1. _____ | 6. _____ |
| 2. _____ | 7. _____ |
| 3. _____ | 8. _____ |
| 4. _____ | 9. _____ |
| 5. _____ | 10. _____ |

NEED		WANT
_____	•	_____
_____	•	_____
_____	•	_____
_____	•	_____
_____	•	_____



MUST HAVES

TOP TEN

CATEGORY _____

- | | |
|----------|-----------|
| 1. _____ | 6. _____ |
| 2. _____ | 7. _____ |
| 3. _____ | 8. _____ |
| 4. _____ | 9. _____ |
| 5. _____ | 10. _____ |

NEED		WANT
_____	•	_____
_____	•	_____
_____	•	_____
_____	•	_____
_____	•	_____



MUST HAVES

PRODUCTS TO TRY

2017

TOP TEN

CATEGORY _____

- | | |
|----------|-----------|
| 1. _____ | 6. _____ |
| 2. _____ | 7. _____ |
| 3. _____ | 8. _____ |
| 4. _____ | 9. _____ |
| 5. _____ | 10. _____ |

NEED		WANT
_____	•	_____
_____	•	_____
_____	•	_____
_____	•	_____
_____	•	_____

MUST HAVES

TOP TEN

CATEGORY _____




- | | |
|----------|-----------|
| 1. _____ | 6. _____ |
| 2. _____ | 7. _____ |
| 3. _____ | 8. _____ |
| 4. _____ | 9. _____ |
| 5. _____ | 10. _____ |

NEED		WANT
_____	•	_____
_____	•	_____
_____	•	_____
_____	•	_____
_____	•	_____

MUST HAVES

PROJECTS OF THE WEEK

2017



Materials Needed:

Materials Needed:

Materials Needed:

Lined writing area for the first project's materials.

Lined writing area for the second project's materials.

Lined writing area for the third project's materials.

Reminders:

Vertical lined writing area for reminders.

Notes:

Lined writing area for general notes.

November

PROJECTS OF THE WEEK

Materials Needed:

Materials Needed:

Materials Needed:

Materials Needed:

Notes:
